



TEMPLATE

9GBOE19H17

BOEING 737-300

Parts included in this package:

FU	Fuselage	Page 2
WB	Wing Box	Page 2
TV	Vertical Stabilizer	Page 2
TH	Horizontal Stabilizer	Page 2
NG	Nose Landing Gear	Page 2
WG2	Wing, Underside, Port	Page 3
WG3	Wing, Underside, Starboard	Page 3
WG1	Wing, Upper	Page 3
WF	Wing Fairings	Page 3
EI	Engine Interiors	Page 3
EC	Engine Cowlings	Page 3
MG	Main Landing Gear	Page 3

For best results, we recommend that this package be printed on the following paper stocks:


Pages 2-3 Model Glossy 80lbs

This is a genuine, official Airigami design. This design is provided free-of-charge - you should never, ever pay for this design. However, we strongly urge you to consider donating to Airigami at www.papieravion.org. Airigami was established so that the joy of airline modeling can be available to everybody. Please consider making a donation of \$5, \$20, \$50 or whatever you can to help keep Airigami alive and, best of all, free.

INSTRUCTIONS

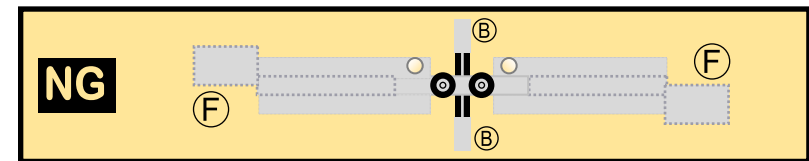
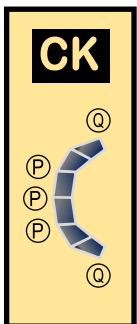
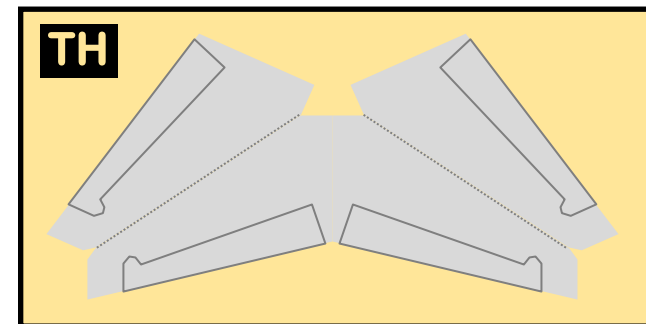
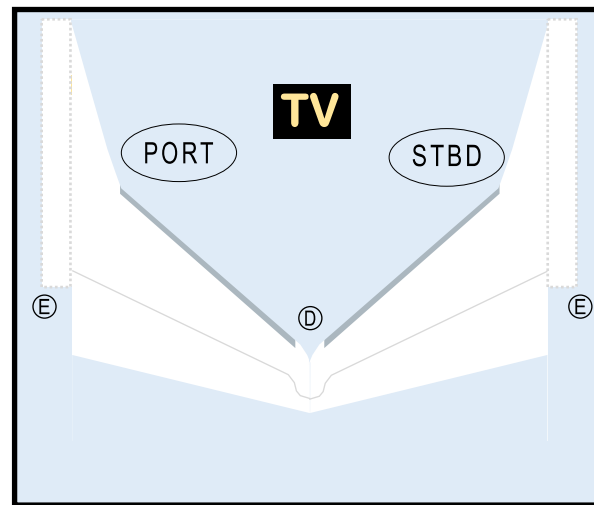
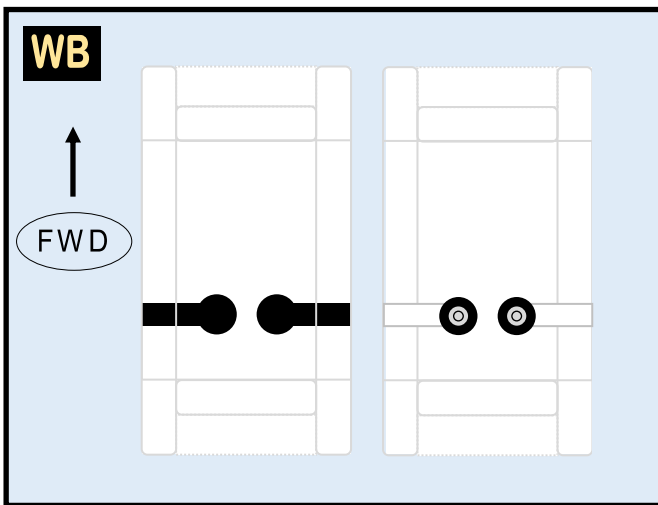
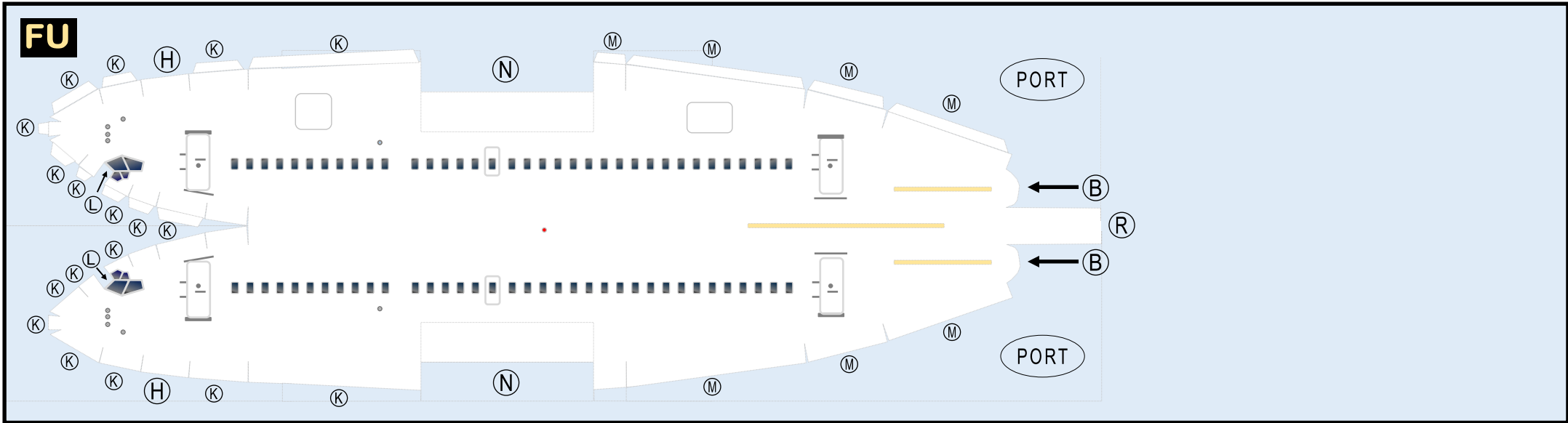
For instructions on how to build this model, refer to manual

INSTRUCTIONS 1A



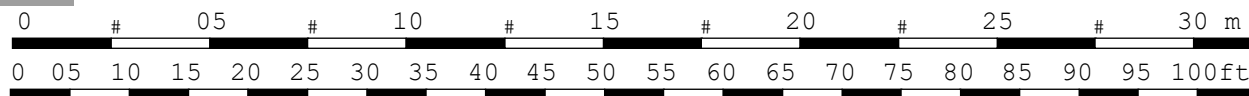
Paper-based scale model design system Copyright © 2001-2019 - James Messner / Airigami.
Airline designs and logos are reproduced for Fair Use educational and informational purposes.
All logos and designs remain the property of their respective copyright and trademark owners.

Paper-based scale model design system Copyright © 2019 – Airigami / Airline designs and logos are reproduced for Fair Use educational and informational purposes. USE OF THIS TEMPLATE FOR FINANCIAL GAIN IS PROHIBITED.

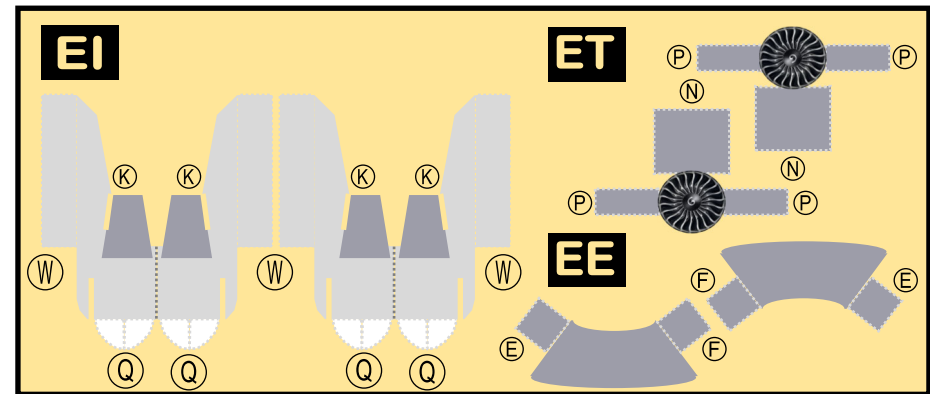
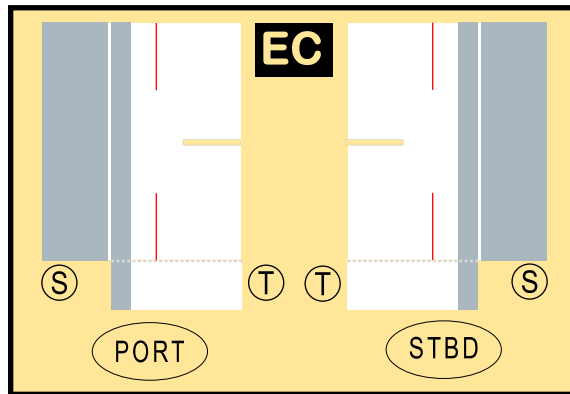
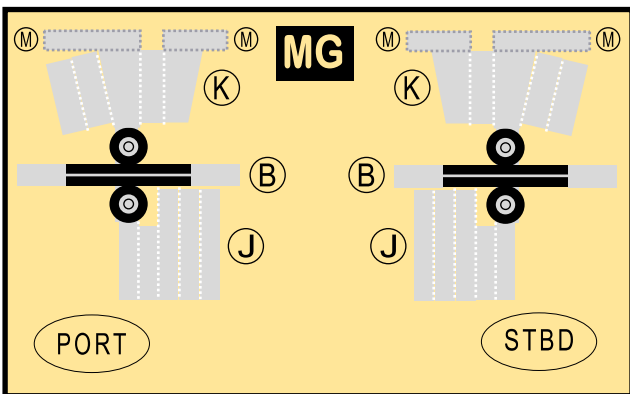
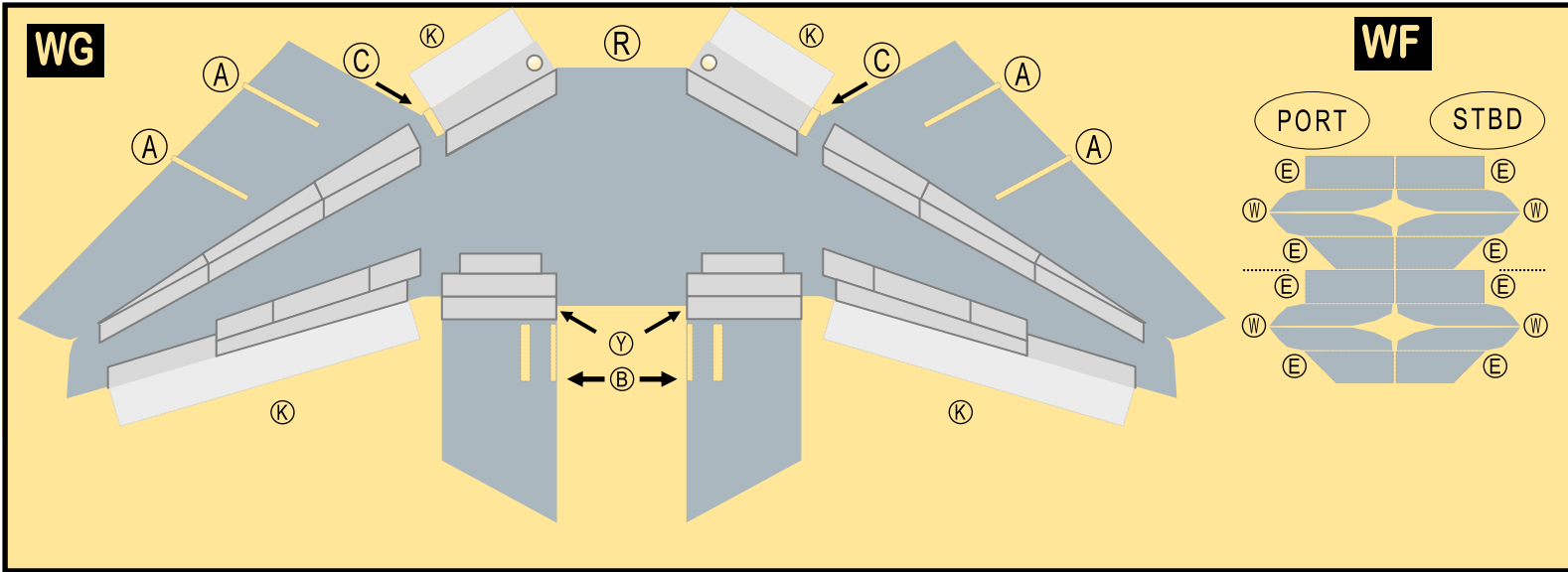


BL

Use this area for ballast (see Instruction Manual for more guidance)



Paper-based scale model design system Copyright © 2019 – Airigami / Airline designs and logos are reproduced for Fair Use educational and informational purposes. USE OF THIS TEMPLATE FOR FINANCIAL GAIN IS PROHIBITED.



BL

Use this area for ballast (see Instruction Manual for more guidance)

